



Paracord Skills, Bracelets & Projects for Fun and Profit!



Proudly Made in the USA by a U.S. Veteran-Owned Business



Copyright 2017 Dakota Gear (TM)

All rights reserved. No part of this publication may be reproduced in any form or by any means, including photocopying, recording, or other electronic or mechanical methods, without the prior written permission of the publisher.

However, please DO share this book with your Paracord-loving friends, with our compliments!



Paracord Skills, Bracelets & Projects for Fun and Profit!

Table of Contents

About Dakota Gear™ Paracord	Page 4
What IS Paracord, Anyway?	Page 5
What Do People Use Paracord For?	Page 6
Our Favorite Surprising and Creative Uses for Paracord!	Page 7
Military Specification (MilSpec) Paracord vs. Commercial Paracord	Page 8
The MilSpec: MIL-C-5040H (Get Your Own Copy to Share!)	Page 8
Does “550 Cord” Always Have A Breaking Strength of 550 Pounds? (Hint: NO, it doesn’t!)	Page 9
Where Do You Get Paracord?	Page 10
Take Care Of Your Paracord & It Will Take Care Of You!	Page 10
Paracord Skills Clinic	Page 13
Paracord Craft Projects	Page 17
How to Make a 2-Color Fishtail Style Paracord Bracelet	Page 19
Dakota Gear Product Selection	Page 24
Our GUARANTEE and THANK YOU!	Page 28

Paracord Skills, Bracelets & Projects for Fun and Profit!

**Happy
Paracord
Customers**

OK ... We ADMIT it!

We're PARACORD SNOBS!



Dakota Gear™ is a U.S. Veteran-owned and operated business located in the U.S. We specialize in manufacturing both Commercial and Military Specification Paracord. It's just so incredibly handy, affordable, and just plain fun! You want Dakota Gear (TM) Paracord for the job when quality and reliability actually DO make a difference.

We presently sell our Paracord exclusively through Amazon.com, because you **amazon.com** TRUST Amazon.com.



The Paracord that you buy from Dakota Gear™ is 100% guaranteed with our “No Muss, No Fuss, No B.S.” 100% Unconditional 1-year Guarantee. We make a top quality product, we know it, and we stand behind it ... period.

But don't take OUR word for it, read what our actual customers have to say. You can read a sampling of their comments down the right-hand side of this book.

Dakota Gear™ Paracord is proudly manufactured and distributed in the United States by a U.S. Military Veteran-owned and operated business.



Great quality and great value for a whole spool.
"I've purchased paracords before for various projects in 100 ft lengths but this time I decided to go ahead and get a whole spool because I get a lot more length for the money."
- Mary Anderson


Very impressed with the quality and the size! Great Value.
"Very impressed with the quality and the size! Great Value. This is by far the highest quality and strength paracord I have ever used. The rope is very durable and the strands are wound tightly making it really easy to use. I would highly recommend this paracord to anyone looking for the real thing!"
- KMW

I love this paracord!
"I didn't even know that my husband was using as much paracord as he was until he got this today and told me all the things that he needed to use it for."
- Desarah – Top 500 Reviewer

Attention: Paracord LOVERS!

This is a book for YOU!

What IS Paracord, Anyway?



Parachute cord, or “Paracord,” is an inexpensive lightweight, kernmantle type rope or cord with extraordinary breaking strength, especially relative to its small diameter. The typical diameter, or “thickness” of Paracord is 1/8 inch, sometimes 5/32 inch.

“Kernmantle” type rope or cord is constructed with a removable interior core of twisted strands, called the “kern.” The kern is also sometimes referred to as the “guts” of the cord. The “kern” is protected by a woven outer sheath, called the “mantle.”

The “kern” provides most of the tensile strength of the cord. The “mantle” protects the “kern” from abrasion, and optimizes the strength, durability and flexibility of the cord.

The Inner Strands, or kern, of a length of Paracord can be removed from inside of the sheath, and used together or individually. The sheath, or mantle, can also be used all by itself, without any Inner Strands inside of it, at all.

Paracord was initially manufactured for the United States Military during World War II specifically for use in military parachute suspension lines. Paracord continues to be used on both military and civilian parachutes today.

Because of its small size, portability, affordability, exceptional strength and versatility, Paracord has become a favorite “must have” piece of equipment. It is used regularly throughout the world by civilian and military people, alike, for an increasingly large number of tasks, in the military, on the job, in the home, and especially out of doors.



Pretty in Purple
“Strong, well made, and a beautiful shade of purple! My husband plans to use it to whip the ends of a purple steering rope on our granddaughter's My Little Pony-themed go kart ... we're proud the product was made in the USA!”

- J Cornelius

Got a great roll of Paracord when long rolls are few.

“Everything went as it was supposed to. Got a great roll of Paracord when long rolls are few. I have a bunch of acreage and this is a great tool for almost every use. I will be buying from this vendor again. Thank you.”

- Ed Kemper

Do it. Way cheaper than buying small kits.

“STRONG. CAMO. Way cheaper than buying small kits when you're doing a bunch of bracelets. I also used this for my camping hammock and it worked real well - I quadruple threaded it on the hammock and it held 3-swinging kids and two adults. Very strong.”

- Dr. G

What Do People Use Paracord For?

Sometimes referred to as the “duct tape” of the military, you’ll be surprised and impressed by the amazing number of uses for Paracord! And you probably know of some uses that we haven’t yet heard of, (yet!)

Here are just a few:

Everyday home use, household moving and students - clothesline, secure a pet or animal, zipper pull, tie trash can lid onto the trash can, tie twigs for disposal, pull out a loose tooth, latch a door open or closed, hang Christmas or other decorative lights, tie a label onto a suitcase or luggage, repair wicker furniture, secure electrical or electronic cords, hang wind chimes, hang a pickup topper in the garage, make a basketball hoop net, tie climbing vines to a trellis, tie “just married” cans onto the back of a car, school projects, hang a bicycle in the garage, hang a bird feeder, fly a kite, hang a piñata, groomsmen “survival pack” joke gift, mark off a newly seeded lawn, hang tools (or hanks of Paracord!) on hooks in the garage, securing household goods inside a car or truck or trailer for moving.

Home Building, landscaping, farmers and ranchers, construction, warehousing, logging and lumber, roofing, road and street construction, painting and trucking - securing / lashing / tying materials and gear, shoe and boot laces, grips for tools (knives, saws, axes, hatchets, etc), sunglasses or eyeglass strap, flashlight lanyard, mark out a perimeter fence for “wet paint” or “wet concrete,” hold a door open or closed, tie electrical or electronic cords together, make a “soft patch” repair on a hose or pipe, tie a trunk lid open or closed, drag timber out of a forest, make a carrying handle for a tool box or other box, hang signs or lights, secure an antenna to the roof of a house or garage, fish electrical wires through inner walls or conduit.



Happy Paracord Customers

Lace/craft cord.

“Handy. Quick shipping, good price, free e-book.”

- Mac Messer

Five Stars.

“I really like this paracord. It is strong and does not feel stiff or rough.”

- Charlene

Great cords.

“Great cord for the handles I make for my Soda tab purse. Lots of nice colors. Will order more.”

- Amazon Customer

Wonderful product

“I love ordering from this company. The product that I received from them is high quality also, I love supporting veteran owned businesses. My husband is a veteran so I try to support this type of business even ever I can. They are amazing.”

- Amazon Customer

Perfect fit and will last much longer.

“Used it to replace our original flagpole line, perfect fit and will last much longer.”

- Mike Z



Hobbyists and Arts and Crafts - hair accessory, headband, watchband, decorative knots, learn to tie knots, lashing / whipping / grips on hiking sticks / tools / knives, cell phone case, macramé projects, paracord bracelets, ankle bracelet, ring, key fobs, belts, necklace, keychains, self-defense weapon (monkey fist), zipper pull, whistle lanyard, flashlight lanyard, dog collar, leash, restraint, lanyard, rifle sling, lacing lamellar armor, fly a kite, plant hanger, repair wicker furniture, tie “just married” cans to a car, wind chimes, hammock, hang a bird feeder.



Happy Paracord Customers

Awesome.

“It exceeded my expectations.. use it a lot.”

- ismael

Five Stars.

“Great selection of colors, great quality cord. Thanks!”

- James Wilson

Crafts and Handiwork - Paracord bracelets, necklaces, belts; keychains, watchbands, pet collars / leashes / securing lines, macrame ties and decorative knots, rifle slings, decorative grips on hand tools, lacing lamellar armor.



Keep for emergency!

“Keep it in my truck!”

- Jeffery D.

Great for Clothes Line.

“I bought a hundred feet of this paracord. Currently I'm using around 25 feet of it for a clothes line in my apartment which is working great so far. I plan on making a wristband and wrapping my knife handle with it. Seems like good paracord in my opinion.”

- jborne

What are some of the “surprising” and “creative” uses that we’ve heard of for Paracord? Here some of our favorites!



Emergency stitches for a medical wound, pull out a loose tooth, dental floss, tying beer together to submerge in a stream for cooling, self-defense weapon (monkey fist), tie a fly for fishing, “noisemaker” burglar alarm with cans tied together; a groomsmen “survival pack” gift, tie “just married” cans behind a car, lacing lamellar armor, and even “Redneck Suspenders!”

Worked great!

“Worked great, high quality product! We used it for games at a Jr High Retreat. We used the orange and it was super bright.”

- Eric


MilSpec Paracord vs. Commercial Paracord

Most Paracord now manufactured is considered “Type III” Paracord, and comes in two general varieties – Military Specification (MilSpec) Paracord and Commercial Paracord.

MilSpec Paracord is manufactured in the United States in strict compliance with the very tightly-defined U.S. Government Specification: MIL-C-5040H.

As such, MilSpec Paracord must be manufactured from 100% nylon, and is more expensive, less readily available, and generally found in only a small number of “military-related” colors.

If you're interested in Military Specification Paracord, we also sell this product through our “sister company,” [Paracord 550 MilSpec \(TM\), exclusively on Amazon.com.](#)



Want Your Own PDF Copy
of MIL-C-5040H?

Click [HERE](#) to download



**Happy
Paracord
Customers**

Five Stars.

"Awesome paracord!!! Many uses, great to have around!!!"

- Matt Waybright

What you order is what you get, no hassles!

"It was sent on time and exactly as ordered. Can't expect more. I used it to replace the plastic cord on our outdoor dryer and it does the job and should last longer than the cord supplied with the dryer. Being a Veteran myself I liked the idea that the company is Vet owned and operated. Good Job and thanks."

- Keith K.

And happy to buy more from you all again.

"Very well made product. And happy to buy more from you all again. Thanks"

- Mark Sanchez

Commercial Paracord is manufactured in many parts of the world under no particular standard of manufacturing processes, materials or quality, whatsoever. And it is manufactured from a variety of materials, including Nylon, Polyester, Dacron, or other materials. It is also less expensive than MilSpec Paracord, and can easily be found in a huge selection of colors.



Just like the original.

"Nice stuff, 500' wound on a spindle. Arrived in time for a knife and knot class taught to 9-12 year olds by Wilderness Awareness. Worked really well for teaching most knots. Contrasting colors works best for multiple pieces."

- P. Gorman

The problem is, since commercial paracord is not manufactured to any agreed upon standard, you simply don't know at all what you are getting, and very few people can actually tell the difference between "high-quality" and "low-quality" Paracord.

This affords many opportunities for manufacturers of commercial paracord to make their product "cheaply," sell it less expensively, and even misrepresent their paracord.

"550 Paracord" Does NOT Mean that the Breaking Strength is 550 Pounds!

Paracord is often referred to as "550 Cord," 550 Paracord," or "Paracord 550." Here is what happened: Although MIL-C-5040H does not refer to Paracord as "550 Cord" or any other variations of "550," it DOES clearly define the minimum breaking strength of MilSpec Paracord to be 550 pounds.

So the descriptive names of "550 Cord" or "550 Paracord" have evolved from the Military Specification requirements for the minimum breaking strength of MilSpec Paracord.

However, when these terms are used today to describe Paracord, they absolutely do NOT indicate that the breaking strength actually IS 550 pounds. We've found plenty of "550 cord" with an advertised breaking strength of less, and sometimes much less, than 550 pounds.

Your Dakota Gear™ Commercial Paracord is manufactured from 100% Polyester, as good as, and in some ways, better than, nylon. This polyester Paracord is less expensive, supple, and still maintains a breaking strength of over 550 pounds.

In short, be SURE you buy your Paracord from an honest and reliable manufacturer and distributor!

Happy Paracord Customers

Great product and service.

"Exactly what I needed. Works perfectly and we are very pleased, with both the product and the service., especially like the ebooks."

- Rita Hawker

Excellent quality paracord.

"Excellent quality paracord. I received it on time. I'm a trucker and I'm sore to use the paracord to tie down heavy duty tarps instead of using bungees which never get tight enough. I ordered the midnight blue. The color is exactly that. I'm pleased with the purchase. Add to the fact is an American made product sold by veterans and you can't go wrong."

- bigbluelemon

Five Stars.

"Works just as it should."

- Amazon Customer

Superior Product.

"Great to do business with... I will absolutely be a return customer. This cord is as good or better than most of the MilSpecs I have purchased from other outlets. Thank you!"

- Bob Branson

MIL-C-5040H					
TABLE II. Physical requirements					
	Type I	Type IA	Type II	Type IIA	Type III
Breaking strength (pounds), minimum	95	100	400	225	550



Beware of cheap "550 paracord"

Where Do You Get Guaranteed High Quality Paracord?



Obviously, we're biased! But we're also bona fide "Paracord Snobs," and we DO know the difference between high quality and "cheap" Paracord. We manufacture and distribute the Paracord that we love, and you will love, too.

Dakota Gear™ Paracord is 100% guaranteed with our "No Muss, No Fuss, No B.S." Unconditional 1-Year Guarantee. We make a great product, we know it, and we guarantee it ... period!

[Click HERE to see the Dakota Gear™](#) line of commercial Paracord on Amazon.com.

If you want MilSpec Paracord manufactured to beyond the requirements of MIL-C-5040H, check out our "sister company," [Paracord 550 MilSpec™](#), also sold exclusively on Amazon.com.

Take Care of Your Paracord and it Will Take Care of YOU!

NOTE: Do Not Use Your Paracord for Rock Climbing or Rappelling. Paracord, including Military Specification Paracord, is NOT adequate or suitable for use with rock climbing or rappelling. Ropes and lines used for rock climbing and rappelling are manufactured very specifically for those purposes, and have a much higher breaking strength.

High quality Paracord does not rot, mold, mildew, or fade in color. However, no Paracord is indestructible.

Protect Your Paracord from Chemicals:

You will generally want to protect your Paracord from exposure to corrosive chemicals, like harsh detergents or cleaning solutions, bleach, kerosene, oil, gasoline, "white gas" (like for camping stoves and lanterns), lye, paint, paint thinner, turpentine,



Happy Paracord Customers

Very Happy!!!!

"I received my paracord a month ago and I couldn't be happier. The jungle color was exactly what I was hoping it would be. I'm definitely ordering again."

- Amazon Customer

Five Stars.

"Perfect we use this to wrap paddles for military going away a and retirements."

- navygrl1977

Really like the color combo.

"Good stuff. I was a little hesitant on the color when I ordered. But after it showed up, I really like it. Will work great in both a forest or sagebrush environment and blend right it."

- diann davis martin

Finally, paracord more than a couple hundred foot of it!

"I just received this cord and am thrilled upon receiving it, I hope to enjoy using this cord as a hobby to give my made articles to friends. ThankYou Dakota Gear for making it possible for crafts people to finally purchase more than a couple hundred feet of paracord."

- Nom de plume

acid, and other chemicals, especially those which might react with or weaken nylon or polyester cord.

Happy Paracord Customers

High quality, great price.

"This paracord is everything they said it would be. I was reluctant to buy it because it almost seemed "too cheap". In the end it turned out to be a good value instead!"

- UF911

Looks and smells good.

"Arrived on time, looks and smells good (no weird chemical smells). I haven't used it yet, so not sure if the entire roll is consistent with the outside layer - but assuming it is very happy with this product."

- Amazon Customer

Five Stars

"Loved it."

- Murph

GREATEST PARACORD EVER!!!!

"I am a pretty avid outdoorsman and have gone through many different types of paracord. This paracord is by far the best!!! It COMPLETELY exceeded my expectations. This place now has a loyal customer for life. Thank you all for the great product!!!"

- Patrick



Store Your Paracord in a Cool, Dry Place:

Even though your Paracord will not rot or mildew when exposed to water, it is better stored in a cool, dry place. And, although also resistant to the deteriorating effects of ozone, your Paracord is best stored in places without extended periods of direct sunlight.

Be CAREFUL Using Paracord Around Open Flames or Extreme Heat:

Your Paracord is flammable. Although it is not explosive, it WILL melt and burn when exposed to extreme heat or open an open flame. So do not allow your Paracord to come into direct contact with open flames, like a campfire, or extreme heat, like from a camping lantern or room heater.

And when you do intentionally burn or melt Paracord, be extremely careful NOT to allow the molten Paracord to come into contact with your skin. It can stick onto your skin and leave a very nasty burn.

Protect Your Paracord from Dirt, Abrasion and Unnecessary Knots:

Be careful not to drop your Paracord in the dirt and walk on it, or snag it, or scrape it over sharp edges, like those of rocks, metal, concrete or trees. Your paracord is RESISTANT to abrasion, but will be damaged by abuse.



Happy Paracord Customers

Do not let pets or other animals chew on your paracord.



Paracord is very specifically manufactured to be extremely strong cord, especially for its small diameter. However, the many small strands that make up Paracord can be easily scraped, cut, snagged, “roughed up,” burned, chewed and gnawed on.

Animals chewing on your Paracord will certainly damage it. Paracord is often used for animal collars and leashes ... just don't allow your animals to chew on them.

Do not tie unnecessary knots in your Paracord, as knots weaken all types of string, line and rope. Learn to tie a few “good” knots and use them sparingly.

“Good” knots are knots that:

- hold very securely
- weaken the cord as little as possible
- are (generally!) easy to untie



Be Careful What You Use Paracord For! One of our customers told us he wanted to use Paracord for the string in his hoodie sweatshirt. We advised him to be **EXTREMELY** careful, because of the danger of such a small diameter, extremely strong cord, wrapped so closely under his chin or around his neck.

Remember, Paracord is **VERY** strong! Don't allow children to play unsupervised with Paracord.

With just a minimum of care, your MilSpec Paracord will serve you well for years to come.

Absolutely as advertised and perfect!

“I was a little leery when looking at the reviews of other vendors for rolls of paracord. I took a chance and followed my gut and ordered from Dakota gear. Not only was it as advertised, the roll is a complete one piece roll and is perfect for what I wanted to do. I'm proud to support such a quality veteran owned business that lived by the old adage of our word is our bond. Many successes I the future of this company. God Bless.”

- James Lanier

5.0 out of 5 stars... enough to hold my weight at 179 lbs.

“Not a paracord expert but it is strong enough to hold my weight at 179 lbs. Seems pretty good.”

- Eric

Excellent Price / Superior Quality.

“The product arrived quickly, was marked clearly, the price was excellent and the quality was better than I was expecting.”


- Survivor Jack



Paracord Skills Clinic


Below are some of the “key” skills that you will definitely find helpful when using Paracord. They will also help you get the most out of your Paracord.

Review: The Paracord “Kern” and “Mantle”: Paracord is made up of multiple internal strands, called the “kern.” These internal strands generally make up the tensile strength of the paracord. These internal strands are contained inside a woven, outer sheath, called the “mantle,” and slide freely inside the “mantle.” This “free sliding” of the internal strands contributes to the flexibility and pliability of Paracord. This external sheath protects the internal strands from abrasion and damage.



The internal strands of Paracord can be removed from inside of the sheath and used as individual strands. For example, you could use the inside strands individually for fishing lines, sewing thread, or even dental floss.

The braided and colored outside sheath can also be used by itself, with the internal strands removed, in situations where you might want the color of the sheath, but not the “bulk” or extra tensile strength of the inner strands. For example, you could use the Paracord sheath with the inner strands removed for shoe or boot laces. (remember to tie a “double-knot” in your boot laces or the knot will slip.)



Cutting Paracord: The best way to cut paracord is with a sharp knife or scissors. With so many smaller threads twisted and braided together, a “clean cut” will allow you to better secure the ends of your Paracord (see “Securing the Ends of Paracord” below) and prevent the internal strands from sliding out of your Paracord.

Happy Paracord Customers

Incredible Value!

“I have used my new paracord for my usual household tasks of securing items, with no complaints. It is strong and with the the bright orange color that I ordered, fun and easy to see. I plan on replacing my hiking boots laces with paracord and learning to make a paracord bracelet for those backcountry survival emergencies.”

- elsie m Romero

Paracord yay!

“I've gotta say that I'm actually quite impressed as to how versatile this type of cord is. This paracord comes with a really cool, full-color ebook with large & clear pictures and tons of information about paracord. Don't think we'll ever run out of ideas on how to use up all the paracord.”

- Beth B

Very impressed with the quality and the size! Great Value.

“I chose the Trident Blue Camo and love the color. I am completely satisfied with my purchase and would highly recommend this paracord to anyone looking for the real thing!”

- KMW

Securing the Ends of Paracord: Because Paracord has multiple, removable, strands inside of the woven sheath, if the Paracord is cut or broken, the internal strands will slide in and out of the sheath. If you do not want the internal strands to move inside of the sheath (and you generally don't want them to slide out), you will want to secure the ends of your Paracord. You can easily do this in several different ways:



- Overhand or "Figure 8" knot: The quickest and easiest way to secure all of the loose ends of a piece of Paracord is to simply tie a knot in the end. This will also help you to find the "bitter end" of your Paracord when you're next ready to use it.

- Glue: You can also use a small dab of everyday household glue, like Elmer's Glue to secure the ends of Paracord. Remember to let the glue dry completely before using your Paracord.

Burning the Ends of Paracord: Perhaps the most popular method of securing the cut ends of your Paracord would be to burn the ends with a match or lighter. This melts the many small internal and external threads of the Paracord together so that they don't unravel.



Be extremely careful with matches and lighters. And DO NOT TOUCH the hot end of the Paracord just after you have melted it. The hot, molten Paracord will stick to your skin and cause a very nasty burn.

To burn the ends of your Paracord, first make a clean cut on the end. Then use a lighter or match to heat and melt the small internal and external threads of your Paracord together.

The tip of the flame is hotter and will melt the fibers together more quickly. But some people think that using the tip of the flame causes your Paracord to "blacken," and they prefer to use the side of the flame.

Happy Paracord Customers

A Household Essential.

"I just made my very first pair of shoelaces with it (impressive, huh?) With this particular pair of hiking boots, I've been through about 4 pairs of shoelaces in the past 5-6 years. That gets old real quick. Plus shoelaces are awfully expensive for what you get. I used 10 ft for 1 pair of shoelaces (7 eyelets), so I figure this pair cost me about 50 cents. Cut the ends at an angle and hold them about 1/2" to 1" over a candle flame to carefully melt them so they don't unravel. When you lace them you need to double-knot them as the paracord is slippery."

- Anita Edge

Dakota Gear Really Knows Its Paracord!

"Very impressed with the quality and the overall experience with Dakota Gear. It's truly the most versatile cord you could possibly buy - you can't go wrong buying this cord. If you know someone in Scouting, or a backpacking enthusiast, this should be the next gift you give them."

- Robert

McMichaels



Practice burning the ends of a few pieces of “scrap” Paracord so you can get the hang of it. Try using the tip of the flame, and the side of the flame, and see which works best for you.

Seriously. DO NOT LET THE HOT, MOLTEN PARACORD TOUCH YOUR SKIN!

Also, burning Paracord creates an unpleasant odor and fumes, so be sure and burn the ends of your Paracord in an area that is safe for the use of open flames and also provides good ventilation.

An inexpensive wood burning tool or a commercial “hot knife” can also be used to melt the ends of Paracord together.

Melting 2 pieces of Paracord Together:

**(BE CAREFUL when burning Paracord!
Read the cautions in the paragraphs above!)**

There are a few times when you might want to melt two pieces of paracord and fuse them together. For example, when making some particular types of multi-colored Paracord bracelets, like the very popular two-colored Cobra Style bracelet, you might want to melt two different colors of Paracord together.

To melt two pieces of Paracord together:

- make a clean cut on the ends of the pieces of Paracord that you want to melt together.
- Heat both ends of your Paracord until they start to melt.
- Gently press the molten ends of the Paracord together, and hold them together for maybe 5 or 10 seconds.

Practice on a few pieces of scrap Paracord

Happy Paracord Customers


The real deal!

“I've used paracord in scouting, hiking, camping and search and rescue work for over 30 years. I've also seen many twisted strand products sold as “cord” which purport to be just like paracord. These products are light duty only and did not hold up over any time or usage. This Dakota Gear paracord is the real 7 strand paracord with the inner strands covered by the sheath. Mine will be used for an emergency shelter building demo with our county search and rescue group.”
- ShieldWolf



This paracord is good to go!


“I first discovered paracord many years ago when I served in the Army as an Infantryman. 550 cord is like duct tape, you always want to have some handy because it can fix just about anything. These days I use it for hiking, camping, and odd jobs around the house. I've been using this paracord for a few weeks now and I can report that it is up to snuff!”
- Daryle




before you try this on a “real” bracelet project.

NOTE: Melting two pieces of Paracord together will NOT provide you with a “full-strength” splice and cannot be used to bear a load. But these two pieces of Paracord can be melted together securely enough to use them as “one” piece of differently-colored Paracord for many of your Paracord Projects.

Paracord Needles can be a very handy tool to use with your Paracord Projects. If you want to do much at all with Paracord, you’ll very probably want to get a Paracord Needle, and / or an inexpensive pair of forceps or hemostats (see “Forceps / Hemostats” below).



Paracord Needles typically come in lengths of 3” or longer, and either straight or curved needles. One end of the Needle is bluntly rounded. The other end of the needle is hollowed out and threaded.




The easiest way to thread your Paracord into the back end of the Needle is to cut your Paracord at an angle, and burn your paracord lightly, creating a pointed end.



Thread this end into the back end of your Paracord Needle. You can pull the end of your Paracord under and through the stitches and braids in your Paracord Projects.

(HINT: You can also use this technique to make shoe or boot laces with a point that can be threaded through the eyelets of your shoes or boots.)

NOTE: Be CAREFUL when burning Paracord, and using Paracord Needles!



Happy Paracord Customers

Nothing else like it!

“I am totally jazzed to have this much cord at such a great price. I already have friend in mind to send another as a birthday gift. I bought Neon Orange for its visibility which is especially important if it is used around a camp site to set up a rain tarp shelter. We will be building a straw bale house this summer and I plan to use this Paracord to retie the straw bales that have to be resized at the window and door openings.”

- ADR L.

A great general purpose rope!

“I recently found out about paracord and it's many applications, from simple bracelets and watch bands to hanging plants and securing large items. I have a canoe that i strap to the roof of my Jeep and this stuff works like a charm. Unlike a lot of other types of cheaply made paracord, this is made in the USA, very strong and reliable. Lots of cool colors to choose from as well, i am very satisfied with my purchase!”

- DL

Happy Paracord Customers



Forceps or Hemostats will also be a very handy addition to your Paracord Projects tools and equipment.

As demonstrated in this picture on the right, forceps or hemostats can be used to slip under or through the stitches and braids of your Paracord Projects, grip the bitter end of your Paracord, and pull it through the stitches and braids.



Five Stars.

"Great product. Great Price. Fast Delivery. Super Transaction."

- Jimmie

I love this paracord!

"I love the fact that this was made in the USA, and I also love the fact that they have 25 different colors to choose from, but I still chose the olive drab green, lol. I really want the red, and the yellow, the pretty blue, and the plum, but my husband said something about being practical and realistic."

- Desarah

Now that you have a few tools and skills under your belt, let's move on to the FUN part, actually making some of these Paracord Projects!

Paracord Craft Projects



Paracord is a fun, functional and inexpensive material to use for making many great projects! Some of the most common projects include:

Paracord bracelets;
watchbands;
shoelaces;
necklaces; rings;

wrapping and grips for tools, walking sticks, and flashlights; lanyards for knives, whistles and flashlights; keychains; zipper pulls; hatbands; bookmarks; pet leashes and collars; hair accessories; headbands; belts;



Five Stars

"Top Quality."

- MOM's

Superior Product

"Great to do business with... I will absolutely be a return customer. This cord is as good or better than most of the MilSpecs I have purchased from other outlets. Thank you!"

- Bob Branson

Five Stars

Awesome stuff!

- Rat

rifle slings; monkey fist (self-defense); hammocks, and so many more Paracord craft projects.

Think of Paracord Projects for your Boy and Girl Scouts, Church groups, summer projects, fund-raising projects, school and Team Spirit projects, and more!

If you have your own Paracord and supplies (Paracord in various colors, buckles for bracelets, carabiners, key rings, Paracord needles, hemostats or forceps, etc.) you can “charge forth” with your projects.

If you're looking for more guidance, we have also included in this eBook, detailed instructions, with high-resolution, color photographs, for making an attractive 2-color Fishtail style Paracord bracelet. Check out the next page!

And you can check our website for detailed instructions for several additional types of Paracord Projects.

If you DON'T have your own Paracord and supplies, you might be interested in our [Paracord Bracelet & Project Kits](#).

These kits have everything that you need to get started with fun Paracord Projects. These kits are [available exclusively on:](#)

amazon.com



Happy Paracord Bracelet & Project Kit Customers

**This is a great
starter kit ...**

"I recently purchased this paracord kit because I wanted to start making paracord bracelets. The tools that come with it are very helpful when crafting bracelets or keychain lanyards. This also comes with a couple of ebooks which were very helpful instructions in making the bracelet as well as another ebook with a bunch of very useful knots that can be used for anything, not just with paracord."

- Jake

Loved it.

"Loved it, my girls had so much fun making the bracelets. A really good project for rainy beach weather."

- Margaret

**This kit bit me with
the paracord bug.**

"This kit is what got me bitten with the paracord bug. It's a good little kit from an American company."

- Trish Deneen

How to Make a 2-Color Fishtail Style Paracord Bracelet

A Fishtail Weave Paracord Bracelet is an attractive and simple bracelet to start with. Here's how to make a 2-Color Fishtail Paracord Bracelet:



This is what a finished 2-Color Fishtail Weave Paracord Bracelet looks like.

It's a great-looking bracelet, and an easy bracelet to make for your first bracelet.

**Happy
Paracord
Bracelet &
Project Kit
Customers**

Thank you for making a great product, right here in the USA!

"Bought this kit for our sons 9th birthday. He sees bracelets in the stores all the time but they are so large." When my son opened this present he was so happy and thrilled and has already made 2 bracelets in less than 24 hours."
- Amazon Customer

Keep the kids busy
"Got this as a gift for my 11 year old grandson ... I communicated with Dakota Gear asking for some suggestions regarding a kid using the kit and the response was personalized and full of info and ideas. So great customer service."

- Wings

Five Stars.

"Good quality, easy to make bracelets after a quick web search. I made 3 within an hour and they look as good as any paracord bracelet you could buy. Highly recommend this product!!"

- Collin Scott



Materials Needed

- Paracord - 2 pieces, 4-5 ft long, each
- Ruler or Tape Measure
- Paracord Buckle - 3/8" or 1/2"
- Lighter or matches
- Sharp Scissors or Knife
- Paracord Needle or Hemostats (optional)

1 - Measure Your Wrist

Wrap a piece of paracord around your wrist. Then measure the paracord to get your wrist size.

In this example, we'll make a paracord bracelet for a 7 1/2 inch wrist.

Write this measurement down. You'll need to know this measurement in later steps.



2 - Melt the 2 Pieces of Paracord Together

(see the instructions in the "Paracord Skills Clinic" of this book for more specific instructions on melting two pieces of paracord together.)

Happy Paracord Bracelet & Project Kit Customers

Five Stars.

"My grand-daughter has been making some awesome bracelets with her kit. She enjoys making them."

- Donna Waters

Economic and Complete starter kit!

"This is a great kit. It has everything you need to start your own projects and it is priced right. It would have cost more to purchase everything included in this kit separately. This seller also provides great customer service. They contacted me to ensure I received my order and that I was completely satisfied with my purchase and included a free e-book. Great job folks!"

- Catherine E. Johnson

He loved it.


"I bought this as a gift for my husband. He loved it and wanted to know where I found such a cool kit."

- Marcia

Five Stars


"Great kit for starters."

Amazon Customer



3 - Start Threading Half of the Buckle


On the female half of the buckle, thread both ends of the paracord from the top side of the buckle through to the bottom side of the buckle.



4 - Make a Lark's Head Knot

Thread the loose ends through the loop that you just made, creating a Lark's Head Knot.

Tighten the knot.



5 - Thread Through the Male Half of the Buckle

On the male half of the buckle, thread both loose ends through the buckle, from the top side ... down through to the bottom side of the buckle.

Happy Paracord Bracelet & Project Kit Customers

6 - Measure the Bracelet

Take the wrist measurement (7 1/2 inches) and add 1/2 inch (8 inch bracelet).




Quality product!
item arrived as
advertised.

"Good starter kit, my kids and I have had loads of fun making bracelets and mastering the the knots. Being sailors its a great way to learn how to use lines and knots. And as bonus the kids get to make and sell their bracelets."


- M. R.

Measure from the end of the female side of the buckle to the horizontal piece of the male side of the buckle.



Wrist = 7 1/2"
Bracelet = 8"

Underside of
the male half
of the bracelet



7 - Begin the Weave - Cord 1


Pull Cord 1 underneath both of the right-hand strands.

Perfect gift for my husband!

"My husband was so excited to receive this gift for Christmas. It arrived just in time and was a perfect gift. It has all of the parts needed for a beginner paracord artist."

-Kasey Nolan

Underside of
the male half
of the bracelet



8 - Begin the Weave - Cord 2

Pull Cord 2 over Cord 1 and under the left outside strand.

She loved it.

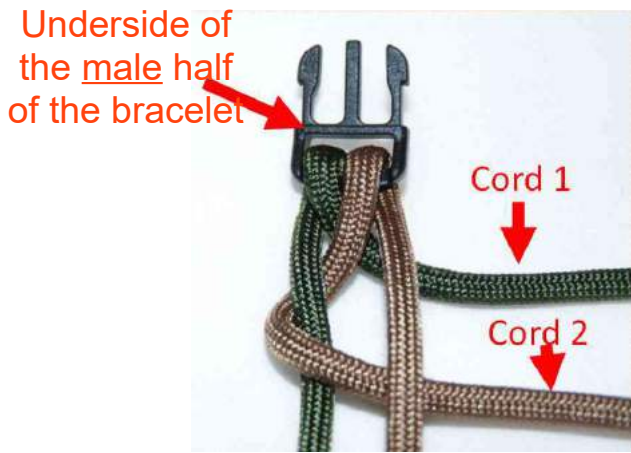
"Purchased as a gift for my niece, who is an avid hiker. She loved it."

- Amazon Customer

They loved it.


Notice past tense
"Purchased for the granddaughters. They loved it. Notice past tense. It's gone."

- Tim Burtch




9 - Continue the Weave Cord 2

Bring Cord 2 around the outside and over the top of the left, outside strand, and under the right, outside strand.



10 - Continue the Weave Cord 1

Bring Cord 1 over the right outside strand, over Cord 2, under the left outside strand, around and over the left outside strand, and back under the right outside strand.



11 - Continue the Weave Cord 2

Bring Cord 2 over the right outside strand, over Cord 1, under the left outside strand, around and over the left outside strand, and back under the right outside strand.



12 - Tighten Your Weave

Push the loops snugly towards the male half of the buckle and pull the loose ends tight.

Happy Paracord Bracelet & Project Kit Customers

She really loves the kit and the colors are perfect. I highly recommend purchasing from this seller.

"My granddaughter really loves crafts and making jewelry and other type of items for her friends and family. She really loves the kit and the colors are perfect. I highly recommend purchasing from this seller."

- msrubydee

Great Kit

"This kit has everything a beginner needs to get started paracording. Nice variety of colors, good quality buckles. It was nice to have a variety of buckle sizes. The addition of the carabiners and rings allow for projects beyond bracelets and the ability to use up "scraps."

- bg

Five Stars

"I would buy it again in a second."

- Christopher Tompkins

Happy Paracord Bracelet & Project Kit Customers

**Paracord is
amazing!**

"This Paracord is absolutely amazing! It definitely has many beneficial uses for everyday application. I've been making Paracord bracelets with my kids and they love it! Definitely a new activity for them to practice and show off to their friends. Will be ordering more in a variety of colors soon! Big thanks to the seller for an incredible product :)"

- Antwaun
Westerfield

**Very good selection!
They even send me
a free download ...**

"Very good selection! They even send me a free download of a how to book. Made in the USA and Veteran's ... I'm in!! My 14 year old is so into making all the different things and survival stuff. A great gift for his birthday!!"

- Corinne Kruzick

**Great quality and
great colors**

"The instruction for how to make a 2-color fishtail bracelet inside the package is very clear and very easy to follow."

- Jennifer

13 - Double-Check the Bracelet Length

You should be able to comfortably slip one finger between the bracelet and your wrist.

If the bracelet length is too loose or too tight, adjust the length now, start a few braids, and re-check the length.

Remember, your bracelet will shorten up as you continue weaving it.

Repeat Steps 10 and 11 until you have braided down tightly to the female half of the buckle.




14 - Finish the Bracelet

Make a final check of the length of the bracelet.

If the length is correct, use a paracord needle, hemostats, needle-nosed pliers, or large tweezers to thread the loose ends underneath about 3 braids on the underneath side of the bracelet.

Pull the loose ends snug.



Underside of
the female
half of the bracelet

15 - Trim the Loose Ends

Take a sharp knife or scissors and trim the loose ends that remain on your bracelet.

If you tuck the ends of your bracelet underneath 3 or so braids, there is no need to burn or melt the ends of your bracelet.



Strong work!

**Wear Your New 2-Color Fishtail
Bracelet Proudly!**

Or ... give it away to your lucky friend, or sell it to earn money to buy more Paracord!





When you're ready for more Paracord, [Dakota Gear™](#) has the Paracord that YOU want!

**Happy
Paracord
Customers**

Twenty-five popular colors in several different lengths. Click on any picture to [Order yours TODAY, exclusively from Amazon.com.](#)

Keep for emergency!

"Keep it in my truck!"

- Jeffery D.

Five Stars

"As advertised."

- BAB

Worked great!

"Worked great, high quality product! We used it for games at a Jr High Retreat. We used the orange and it was super bright."

- Eric

And happy to buy more from you all again.

"Very well made product. And happy to buy more from you all again. Thanks."

- Mark Sanchez

Excellent quality paracord.

"Excellent quality paracord. I received it on time. I'm a trucker and I'm sore to use the paracord to tie down heavy duty tarps instead of using bungees which never get tight enough. I ordered the midnight blue. The color is exactly that. I'm pleased with the purchase."

- Bigbluelemon

Five Stars.


"It's the real deal. Works as it should."

- Amazon Customer

Dakota Gear (TM)

Genuine Type III 7-Strand 550 Paracord

1,010 Ft. Spools



Proudly Made in the USA

THANK YOU! Dakota Gear (TM)

And when you're ready for more [Paracord Bracelet and Project Kits](#), [Dakota Gear™](#) MANY to choose from!

These kits include everything that you need for your Paracord Bracelets and projects, including 550 paracord, paracord buckles, carabiners with key rings, and detailed written instructions for making your own Two-Color Fishtail Style Paracord Bracelet.

[The "Starter Kits" for Girls](#) ... and [the "Starter Kit for Guys."](#) additionally include both a Paracord Needle and a pair of forceps / hemostats, handy for finishing Paracord Bracelets and Projects.

Click on the picture below to order yours today exclusively from Amazon:

Paracord Bracelet & Project Kit
Dakota Gear (TM)

Fun!
Profit!



Starter Kit - Girls



Starter Kit - Guys



Surf's UP!



Candy Shoppe



Sniper



Color Explosion



Prepper Plaid



Commando



Patriotic



Grass Stains



MilSpec Montage



Late Sunset



Jamboree



Happy Zombie

THANK YOU!
Dakota Gear (TM)

Proudly Made in the USA

U.S. Military Veteran-Owned Business

Happy Paracord Bracelet & Project Kit Customers

Scouting Fun!

"I bought two kits for my child's birthday party that had boys and girls from ages 4 to 16. All nine of them enjoyed making the bracelets and had great fun. It was a scouting theme party and so we made survival bracelets. The kit was awesome! Will order again."

- Ann

Five Stars.

"My son loves this kit and made a lot of bracelets and a few dog collars."

- Kimberjay

Perfect gift for my husband!

"My husband was so excited to receive this gift for Christmas. It was a perfect gift and has all of the parts needed for a beginner paracord artist."

- Kasey Nolan

Keeping in touch with our veterans.

"My daughter and niece love making the P cord bracelets. With uncles and friends that served and are serving in the military it's a great way to keep in touch. The girls make the bracelets then give them away and tell a little story about what the bracelet means to them."

- SEL

Our "sister company," [Paracord 550 MilSpec™](#) specializes in manufacturing 100% unconditionally guaranteed MIL-C-5040H compliant Paracord.

Additionally, they manufacture both Type III (eight Inner Strands) and Type IV (eleven Inner Strands) MilSpec Paracord. All of our MilSpec Paracord is [available exclusively on Amazon.com](#).

Paracord 550 MilSpec (TM)

MIL-C-5040H Compliant 8-Strand Type III Paracord

MIL-C-5040H Compliant 11-Strand Type IV Paracord



Made in the USA

THANK YOU! Paracord 550 MilSpec™

Page 26

**Happy
MilSpec
Paracord
Customers**

Great Paracord, I like true mil-spec products ...

"This is my second purchase of this paracord. I would highly recommend this product and you won't be disappointed."

- Daniel K

Awesome.

"This stuff is the real deal ... if you want real mil spec, this is it. Buy some and compare. The difference is easy to see."

- Garth Jeffcoat

Paracord Gold.

"I am an Army veteran and used 550 cord for helicopter sling load operations and many other mission oriented tasks. This is an AMAZING HIGH QUALITY cord. The manufacturer even emailed the MIL SPEC sheet for the cord purchased and has sent much more informational emails as well. This cord is the real deal! This is a brilliant product from an upstanding company."

- Celtic Cracker

Paracord you can truly rely on.

"This cord is USA manufactured beyond mil-spec by adding an additional strand; an 11 strand version is also available."

- Flyin' Hawaiian

And Dakota Gear™ also manufactures [heavy duty, Marine Grade Shock Cord](#), in many different colors and lengths. Each spool of Shock Cord includes two 3-inch carabiners (not for climbing) and four 1-inch split key rings. This is useful for hunting, fishing, hiking, biking, camping, household repairs, and so much more.

[This is also available exclusively from Amazon.com.](#)

Happy Shock Cord Customers

Top quality, Marine grade, Great color, Everything you need...

"We have ordered from the DakotaGear.com guys before, we like the made in the USA and US Military Veteran company aspects a lot, and are always pleased with the top notch service and quality. The shock cord is no different!"

- Texas Buyer

Soo Many Great Uses for Shock Cord! Love the Bright Dramatic Colors.

"I am loving this Shock Cord - Marine Grade, with 2 Carabiners & Knot Tying eBook by Dakota Gear! The shock cord is stretchy and easy to use."

- BeBeautiful2

So many uses for this quality shock cord.

"Shock cord is one of those things you didn't realize you needed until you have it. It comes in quite handy for creating tie downs that have a bit of flex to them in areas such as the rack on the back of a bike, luggage, or even in the trunk of the car or pickup bed."

- Daryle

Shock Cord / Bungee Cord

THANK YOU! Dakota Gear™

Make Repairs!



Cosmic Black



Save Money!



Electric Royal Blue



80's Neon Orange



Jewel of Egypt Purple



Red Licorice Red



Woodland Camo

Have Fun!



Proudly Made in the USA



U.S. Military Veteran Business

THANK YOU!! (Seriously!) THANK YOU!!

Many THANKS for your interest in Dakota Gear™ and Paracord 550 MilSpec™ Paracord, Paracord Bracelet and Project Kits, and Shock Cord. We LOVE Paracord and Shock Cord, and you will, too!

We GUARANTEE it!

We are absolutely committed to providing the highest quality product at a reasonable price, with our solid and confident, “No Muss, No Fuss, No B.S.” 100% Unconditional 1-year Guarantee. We make a top quality product, we know it, and we stand behind it ... period.

AND ... we're a small, U.S. Military veteran-owned and operated business. We have to compete with BIG sellers on AZ.



So you can really help us by leaving us a Customer Review for our products!

Join the many (many!) hundreds of satisfied customers who have already left us a Customer Review on Amazon. We APPRECIATE our customers, and we especially APPRECIATE it when you who tell our “future customers” about our products and services!



If we can help you, please contact us any time.
(unless I'm out on the trail!)
Darren9159Wright@gmail.com

Darren Wright
[Dakota Gear™](#)
[Paracord 550 MilSpec™](#)

